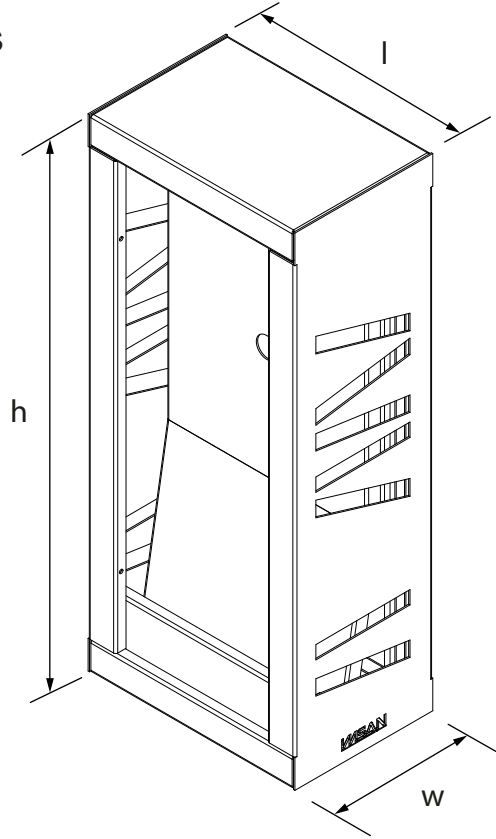


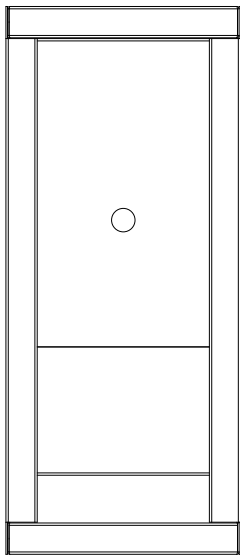
ÇEŞME Fountain

ASİMETRİ SERİSİ Asimetri Series

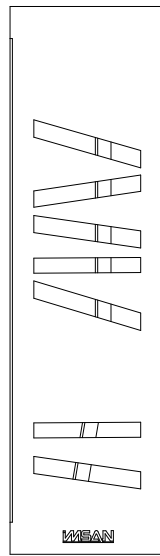
Teknik Özellikler Technical Specifications




Yükseklik / Height (h)	Uzunluk / Length (l)	Genişlik / Width (w)	Alan / Area
700 mm	300 mm	200 mm	0,6 m ²



Ön Görünüş / Front View



Yan Görünüş / Side View



Üst Görünüş / Top View

Diğer
teknik özelliklere
erişmek için...



www.metalikart.com/kategoriler

